




FURNS
STREET FURNITURE

LANDSCAPING OUR FUTURE

BORG BENCHES



Product description

The BORG is a line with robust seating furniture. The bench can be produced with and without a backrest. You can apply it both as single and double-sided. By combining the single-sided bench with the BORG table you get a robust picnic combination.

In the same series we also have a **picnic combination, litter bins and bicycle racks**. You can find these at our product categories.

SPECIFICATIONS

General

Our benches are always equipped with:

- Mounting holes for fixing to surface
- Warranty 5 years (expiring)

Standard material

Frame material

- Corten steel 8 mm
- Galvanised steel 8 mm + 2 layer powder coating

Seat material

- Material: Garapa
- Head sizes: 90x40 mm

Options

- Moso Bamboo Extreme Seat
- FURNS Concrete footing

IMPORTANT

Points of attention

- All products must be unpacked immediately after delivery.
- Every kind of (hard) wood will turn grey under the influence of UV radiation, weather and wind. The final colour depends on the starting colour.
- Wood is a natural product that "works" and will shrink or expand depending on temperature and moisture content.
- Hardwood can turn black when in contact with Corten steel, which will eventually turn gray.
- Corten Steel should never be constantly in moisture, it should drain well and ventilate in all situations.
- Corten Steel products are not (fully) rusted on delivery, we only use Corten steel type S355JOWP.
- Coastal areas: We do not recommend using Corten steel within a radius of 2 km from a coastline.
- During the weathering process rust residue can come off the product, which can result in stains.
- Drilling / grinding in the material is not permitted.

Maintenance


- Regular cleaning (WOCA exterior cleaner) and sealing (WOCA exterior oil) of the wood ensures that the pigment in the wood is retained longer and the discolouration process is delayed.
- Annual cleaning by removing dirt using clean tap water.

Note! Do not use a high-pressure cleaner.

PLACEMENT

PLACEMENT

1. Provide a flat, solid (vibrated) surface. If not done carefully, it can create stresses in the product which could result in damage to the product.
2. Place the FURNS concrete footings in the desired position and set them for a stable base.



3. Place the BORG bench on the concrete bases so that the holes in the base plate match the screw sleeves of the base. Use a forklift if necessary for the weight of the bench.

Pay attention! To prevent damage to the product, we recommend fitting the forks of the forklift truck protective material.

Pay attention! When moving the bench, the bench must be supported at the ends. The bench should be set down carefully.

4. Place the bench on the concrete base so that the holes in the base plate match the screw sleeves of the base.

Pay attention! Loosely tighten all bolts first, after which they can be tightened one by one.



5. Cover the concrete base and base plate with soil and finish the pavement.

Pay attention! Make sure that the footplate is 150 mm below ground level to maintain a seat height of 450 mm.



BORG BENCHES

MODELS

For a complete overview of all our products and specifications, please visit www.furns.com.



BORG 2300



BORG 2300 WITH BACKREST




BORG 2300 DOUBLE



BORG 2300 DOUBLE + BACKREST



BORG 2300 TABLE



BORG 750 LOUNGECHAIR



BORG 2300 COMBINATION

OPTIONS




CUSTOM MADE

ACCESSORIES

ACCESSORIES

All our accessories meet the highest standards and are an highly suitable addition to our products. Visit www.furns.com for a complete overview of our accessories.



CONCRETE FOOTING

We advise to place our products on our uniform concrete bases. These are suitable for installation below ground level. As standard, they are fitted with screw sleeves for easy mounting of our products. See the table below for the corresponding bases per model.

Product	Model	Concrete footing	Quantity
BORG 2300	BOBE.2300S	600	2
BORG 2300 WITH BACKREST	BOBE.2300SB	600	2
BORG 2300 DOUBLE	BOBE.2300D	250	4
BORG 2300 DOUBLE + BACKREST	BOBE.2300DB	250	4
BORG 2300 TABLE	BOTA.2300	250	4
BORG 750 LOUNGECHAIR	BOLC.750	250	4
BORG 2300 COMBINATION	BOPNC.2300	250 600	4 4



CLEANER & PROTECTOR

We recommend cleaning our products at least once a year. For optimal results, use the ADEZZ BIO Cleaner & Protector detergent. Always read the instructions on the package carefully before use.



CORTEN VARNISH

To stop the rusting process, Corten varnish can be applied on the Corten products. Always read the instructions on the package carefully before use.