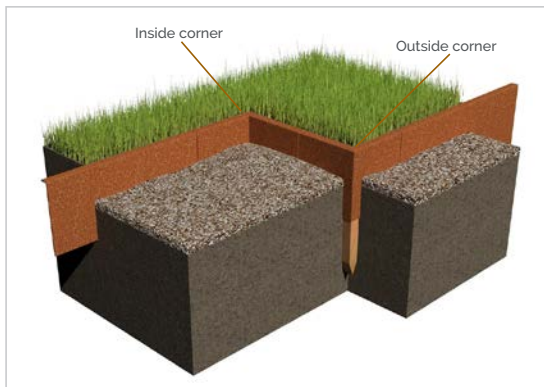




ADEZZ®

WE PRODUCE GARDEN PRODUCTS FOR PROFESSIONALS

EDGING



Product description

We produce our edging in Galvanised steel and Corten Steel. Available in five heights 100, 150, 200, 290 and 390mm and the thickness of the material can be 2 or 3 mm. The length of the strips is 2300 mm. You can also choose from simple straight strips or the top angle of 90 degrees or flattened (180 degrees). Available in package sizes of 10 or 25 pieces, corner pieces can be order per piece.

SPECIFICATIONS

General information

Our edging consist out of:

- 90° top angle: 30 mm
- Flattened: 15 mm
- Straight: 2 or 3 mm
- Length of the strips: 2300 mm
- Length & width of corners: 300 mm
- Material thickness: 2 or 3 mm
- Corten Steel or Galvanised Steel

Options

- Hardwood or Corten Steel pegs
- Steel roof support
- Pre-drilled holes + TX-20 screws
- Project-based customisation

Corten

- Brown-orange rust colour
- Delivered un-rusted
- Rust process takes 4-5 months
- BIO rust accelerator available

Galvanised Steel

- Grey speckled pattern
- Dull over time
- No posttreatment required

IMPORTANT

Points of attention

- The products must be unpacked immediately after delivery.
- Corten Steel should never be constantly in moisture, it should drain well and ventilate in all situations.
- We only use Corten steel type S355JOWP.
- Coastal areas: We do not recommend using Corten steel within a radius of 2 km from a coastline.
- During the weathering process rust residue can come off the product.
- With hot-dip galvanised sheet material, the surface can undulate slightly.

Maintenance

- Annual cleaning by removing dirt using clean tap water.
Note! Do not use a high-pressure cleaner

PLACEMENT

PLACEMENT

1. Place hardwood pegs to determine the shape of the edging.

2. As additional, the edging can be ordered with pre-drilled holes so the pegs are easy to screw on. Screws are therefore included.

3. Head size of the hardwood pegs is 50x50 mm. Pegs can be ordered in different heights of 400, 600 and 800 mm. The pegs are delivered in packs of 25 pieces.



1. Place Corten Steel pegs to determine the shape of the edging.

2. Weld the Corten Steel edging in a flowing shape to the pegs.


3. Head size of the Corten Steel pegs is 30x30 mm and have a height of 600 mm. The pegs are delivered in packs of 25 pieces.



1. Place Steel roof support to determine the shape of the edging.

2. Weld or screw the Corten Steel edging in a flowing shape to the roof support. (Screws or rivets are not provided by us).


Note! Roof supports can only be used in combination with 2 and 3 mm thick edging.



EDGING

MODELS


For a complete overview of all our products and specifications, please visit www.adezz.com.




EDGING STRAIGHT



EDGING PUT



EDGING FLATTENED



EDGING CORNER STRAIGHT



EDGING CORNER PUT



EDGING CORNER FLATTENED

ACCESSORIES

ACCESSORIES

All our accessories meet the highest standards and are an highly suitable addition to our products.
Visit www.adezz.com for a complete overview of our accessories.



RUST ACCELERATOR

Our Corten Steel products are delivered un-rusted and the weathering process will take approximately 4-5 months. This process can be accelerated with the BIO rust accelerator available on our website.
Always read the descriptions on the packaging carefully before use.



CORTEN VARNISH

Corten varnish can be applied to the Corten Steel products to stop the weathering process.
Always read the descriptions on the packaging carefully before use.