



ADEZZ

DESIGN TO GROW

Water tables

Water tables

LED lighting gives this water table show-stopping appeal. Its fountains further enhance the ambience of the garden. The lights and fountains can be controlled separately.

USE IN WINTER

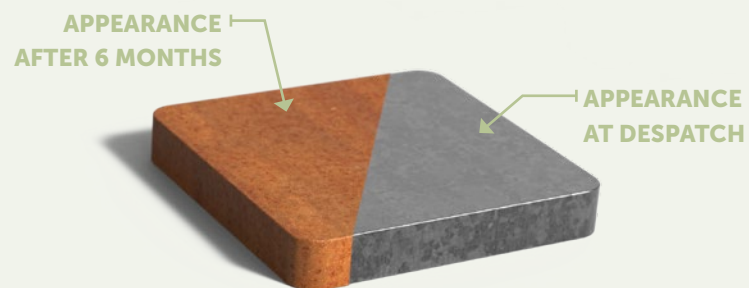
- In freezing temperatures, always remove the plug from the power socket.
- Reduce the water level to at least 10 cm below the edge.
- We recommend using an ice preventer (available at any garden centre or hardware store).
- If the above conditions are met, the pump can remain in the water. You can also remove the pump from the pond and store it in water (above 0°C) over winter.



**OPTION
CUSTOM MADE**



Material corten steel



Our water tables are distinctive and stylish garden ornaments. Their angular lines add style and dynamism to garden spaces. This corten steel water table will look lovely among the lush greenery of any garden. All our water tables include a pump and LED-lit fountains as standard. So you can enjoy this water feature at night too!

Corten steel has an orange-brown patina, giving the water bowl a bold, warm look. The colour is the result of a natural layer of rust. Another name for corten steel is weathering steel: weather conditions have a positive effect on this material.

Corten steel is a metal alloy made by adding copper, phosphorus, silicon, nickel and chromium to iron. When exposed to air, the material forms a protective layer of rust. This natural coating prevents further corrosion, so the water tables will last for many years.

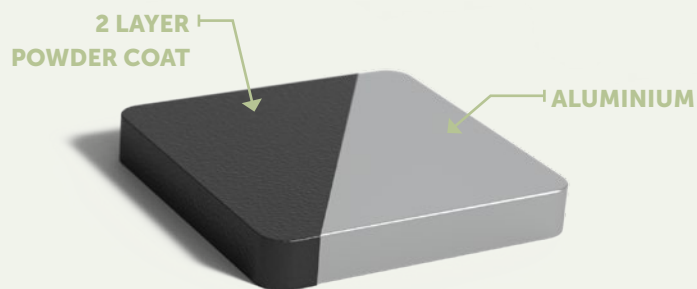
SPECIFICATIONS

- 5-year guarantee (pumps 2-year guarantee, LED lights 1-year guarantee).
- The product can be customised.
- Corten steel water tables are hard-wearing, weatherproof, low-maintenance and durable.
- The corten steel has a standard thickness of 2 mm.
- Products are delivered without rust. The corten steel rusting process takes about 4-5 months, depending on weather conditions.
- The rust can be fixed by applying Owatrol. This is a penetrating rust inhibitor that forms a protective anti-rust coating. Owatrol protects the product and stops the rust on corten steel flaking off.

KEY POINTS TO NOTE

- Products should be unpacked immediately upon receipt to release any moisture trapped inside the packaging. If the product is left in its packaging, it may develop uneven rust patches.
- Our water features should be installed on a firm, level surface.
- We do not recommend using corten steel within 2 km of a coastline.
- The weathering process may cause rust run-off.
- The guarantee expires if you drill or grind in a way that is not specified.
- The water used in this product should have a neutral pH value (7) to protect the look and quality of the material.
- Clean annually by spraying coarse dirt off the product with tap water.

Material aluminium



Our water tables are distinctive and stylish garden ornaments. Their angular lines add style and dynamism to garden spaces. The aluminium water table will look lovely among the lush greenery of any garden. All our water tables include a pump and LED-lit fountains as standard. So you can enjoy this water feature at night too!

Aluminium is corrosion resistant: the water table can withstand freezing temperatures and other weather conditions without damage. You will be able to enjoy this product for many years. The aluminium water table is available in several colours.

Once constructed, the aluminium water table is given several finishing treatments. The material is roughened to allow better adhesion of the powder coating. This powder coating is available in a variety of colours and is applied with a strong adhesive primer. Finally, the aluminium is finished with a hard topcoat. This ensures that our water tables are scratch resistant.

SPECIFICATIONS

- 5-year guarantee (pumps 2-year guarantee, LED lights 1-year guarantee).
- The product can be customised.
- Aluminium water tables are very robust, hard-wearing, resistant to corrosion and durable.
- The aluminium has a thickness of 3 mm.
- Scratch-resistant topcoat.
- We also supply professional maintenance products.

KEY POINTS TO NOTE

- Products should be unpacked immediately upon receipt to release any moisture trapped inside the packaging. If the product is left in its packaging, it may develop patches of uneven discolouration.
- Our water features should be installed on a firm, level surface.
- The guarantee expires if you drill or grind in a way that is not specified.
- The water used in this product should have a neutral pH value (7) to protect the look and quality of the material.
- The pump may become clogged if green waste is allowed to build up inside the product. However, this water feature is simple to open and clean. After cleaning the nozzles, check the pump for blockages. Optionally, a filter can be placed between the pump and the fountain.
- Clean annually by hosing dirt from the product with clean tap water, followed by cleaning with detergent. Do not use a pressure washer and/or scouring pad for this purpose. This damages the coating.
- Limescale can be removed with ADEZZ Descaler BIO.

RAL COLOURS

Standard RAL colours are RAL 7016, RAL 7021, RAL 9005 and RAL 9016.

For all other available RAL colours, please check our website. There is a start-up charge for these colours.

Note! Colours may vary from the image.



Installation

1. Provide a level, solid surface. If not done carefully, this can cause tensions which can result in damage to the product.
2. In case of a solid foundation, make a hole in the foundation under the overflow pipe. This hole functions as a passage of the electrical cables and for draining excess water through the overflow pipe. (The cables from the pump and the fountain lighting exit the water table through the overflow pipe)
3. Place the water table in the desired position.
4. After positioning the water table, now the fountains and pump can be connected to the PVC distribution pipe.
Note! Always open the lid of the water table with at least 2 people! In addition, always use the metal rods supplied with the water table. (See technical drawing on www.adezz.com for specific details regarding the placement of the rods, this may vary per product)
5. Metal rods are missing from smaller and round water tables.
6. Plug the pump into the electrical outlet and check if the fountains are spraying evenly. This can be adjusted inside the water table with the taps on the PVC distribution pipe.

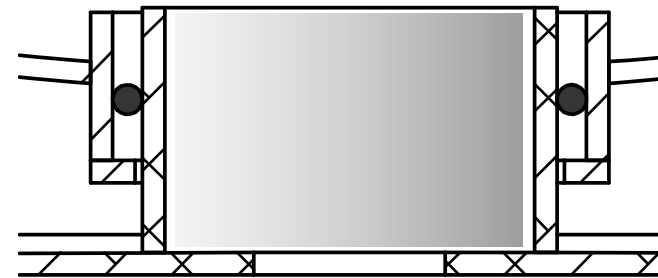
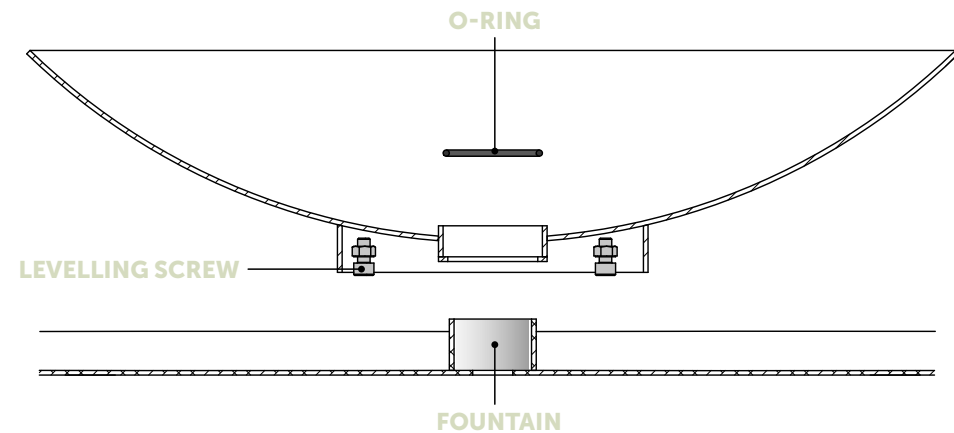


Water table with bowls

For placing a water table with bowls, the guidelines for placing a normal water table can be used. Follow the instructions below to properly place the bowls on the table.

1. Place the water bowls over the fountains.
2. Bowls can be levelled by means of the levelling screws.
3. Place the rubber O-ring in the indicated position between the water bowl and the body of the fountain.
4. Recommended fountain height is 3 cm above the water level, this is adjustable by means of the ball valves in the water table.

Note! When opening the water table, first remove the water bowls!



Models

For a complete overview of all our products and specifications, please visit www.adezz.com.



**WATER TABLE ROUND
CORTEN STEEL**



**WATER TABLE SQUARE
CORTEN STEEL**



**WATER TABLE
CORTEN STEEL**



**WATER TABLE WITH
BOWLS CORTEN STEEL**



**WATER TABLE ROUND
ALUMINIUM**




**WATER TABLE SQUARE
ALUMINIUM**



**WATER TABLE
ALUMINIUM**

Accessories

All our accessories meet the highest standards and are a highly suitable addition to our products. Visit www.adezz.com for a complete overview of our accessories.



CLEANER & PROTECTOR

ALUMINIUM

We recommend cleaning our products at least twice a year. For optimal results, use the ADEZZ BIO Cleaner & Protector. Always read the descriptions on the packaging carefully before use.



DESCALER

ALUMINIUM

We recommend the use of ADEZZ BIO Descaler + to remove limescale from your products. Always read the directions on the packaging carefully before use.



RUST ACCELERATOR

CORTEN STEEL

Our corten steel products are delivered un-rusted and the weathering process will take approximately 4-5 months. This process can be accelerated with the BIO rust accelerator available on our website. Always read the descriptions on the packaging carefully before use.



CORTEN VARNISH

CORTEN STEEL

Corten varnish can be applied to the corten steel products to stop the weathering process. Always read the descriptions on the packaging carefully before use.



ADEZZ

DESIGN TO GROW

Spending time outdoors has soared in popularity over the last few years, becoming an increasingly important part of our daily lives. Our brands ADEZZ, FORNO and FURNS offer a diverse range of products guaranteed to enhance the outdoor experience. Our collections create an ambience in which you can enjoy your garden to the fullest.

All brands have their own character, but they are designed to work together, allowing you to create endless combinations. The materials, finishes and styles are repeated across the collections so that they coordinate beautifully. The result? A long-lasting, stylish garden design: from sleek edging to exclusive furniture and from sturdy fireplaces to elegant water tables.

We design and manufacture all our products in-house, ensuring that we can continue to provide the high quality that you have come to expect from us. And we do this at the most competitive price possible. All our products are made in Europe with the utmost care, so we can be sure that they meet our exacting standards.

