



ADEZZ

DESIGN TO GROW

Retaining walls

Retaining walls

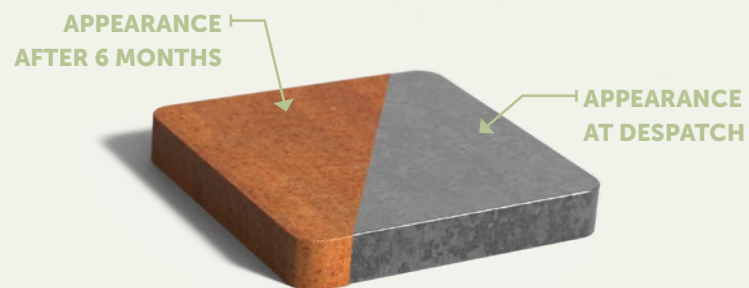
Our retaining walls are the perfect solution for separating lawns, borders and paths. They can also be used as planters. Retaining walls create a strong structural impact in gardens and outdoor spaces.



**OPTION
CUSTOM MADE**



Material corten steel



Our retaining walls offer almost limitless possibilities for creating shape and form. We always have a variety of sizes, angles and curves in stock. The prefabricated, modular system makes it easy to invisibly join retaining wall elements together.

The orange-brown patina on the metal contributes to the bold, warm look of this retaining wall. The colour is the result of a natural layer of rust. Another name for corten steel is weathering steel: weather conditions have a positive effect on this retaining wall.

Corten steel is a metal alloy made by adding copper, phosphorus, silicon, nickel and chromium to iron. When exposed to air, the material forms a protective layer of rust. This natural coating prevents further corrosion, extending the life of the retaining wall.

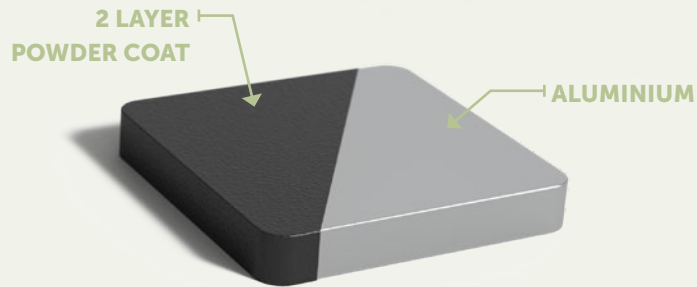
SPECIFICATIONS

- 5-year guarantee.
- The top edge has a standard width of 50x25 mm.
- Our 20 and 30 cm high corten steel retaining walls have a standard thickness of 2 mm.
- The 40 and 60 cm high corten steel retaining walls have a standard thickness of 3 mm.
- Corten steel retaining walls are very robust, hard-wearing, weatherproof, low-maintenance and durable.
- Includes prefab system and stainless-steel fasteners.
- The product can be customised.
- Products are delivered without rust. The corten steel rusting process takes about 4-5 months, depending on weather conditions.
- The rust can be fixed by applying Owatrol. This is a penetrating rust inhibitor that forms a protective anti-rust coating. Owatrol protects the retaining wall and stops the rust on corten steel flaking off.

KEY POINTS TO NOTE

- Products should be unpacked immediately upon receipt to release any moisture trapped inside the packaging. If the product is left in its packaging, it may develop uneven rust patches.
- Corten steel should not be used in conditions that are continuously wet or damp.
- We do not recommend using corten steel within 2 km of a coastline.
- The weathering process may cause rust run-off.
- Clean annually by hosing dirt from the product with clean tap water. For the best results, we recommend using ADEZZ cleaner/protector.
- The guarantee expires if you drill or grind in a way that is not specified.

Material aluminium



Our retaining walls offer almost limitless possibilities for creating shape and form. We always have a variety of sizes, angles and curves in stock. The prefabricated, modular system makes it easy to invisibly join retaining wall elements together.

Aluminium is corrosion resistant and is available in several colours. It can be left outside all year round without damage, even in freezing temperatures, so you can enjoy this product for many years.

Once constructed, the aluminium retaining wall is given several finishing treatments. The metal is roughened to allow better adhesion of the powder coating. This powder coating is available in a variety of colours and is applied with a strong adhesive primer. Finally, the retaining wall is finished with a hard topcoat. This ensures that the retaining wall is scratch resistant.

SPECIFICATIONS

- 5-year guarantee.
- Includes prefab system and stainless-steel fasteners.
- The top edge has a standard width of 50x25 mm.
- Aluminium retaining walls are very robust, hard-wearing, resistant to corrosion and durable.
- The 20 and 30 cm high aluminium retaining walls have a standard thickness of 3 mm.
- The 40 and 60 cm high aluminium retaining walls have a standard thickness of 4 mm.
- Scratch-resistant topcoat.
- We also supply professional maintenance products.


KEY POINTS TO NOTE

- Products should be unpacked immediately upon receipt to release any moisture trapped inside the packaging. This moisture can cause stains that are difficult to remove.
- We strongly recommend against drilling in or grinding the metal. This allows moisture to permeate the coating, causing it to come off.
- Clean annually with ADEZZ cleaner/protector. Do not use a pressure washer and/or scouring pad. This damages the coating.
- The guarantee expires if you drill or grind in a way that is not specified.

RAL COLOURS

Standard RAL colours are RAL 7016, RAL 7021, RAL 9005 and RAL 9016. For all other available RAL colours, please check our website. There is a start-up charge for these colours.


Note! Colours may vary from the image.



RAL 7016 RAL 7021 RAL 9005 RAL 9016

Installation below ground level

1. Our retaining walls must always be supported by a flat, solid foundation. If not done carefully, this will be reflected in the connections and in the straight lines. Tensions can arise in the product which can result in damage to the product.
2. Place the retaining walls on the solid foundation. Bolt the components with the supplied materials.
Note! First loosely tighten all the bolts, after which they can be tightened fully one by one.
3. Provide the retaining wall with a layer of soil on both sides of 10 cm above the base plate for the necessary stability.
Tip! (see page 6 for installation on ground level)
4. Then fill the inside of the retaining wall further and finish potential paving.



Installation on ground level

1. Our retaining walls must always be supported by a flat, solid foundation. If not, this will be reflected in the connections and in the straight lines. Tensions can also arise in the product which can result in damage to the product.
2. Place the retaining walls on the solid foundation. Bolt the components with the supplied materials.
Note! First loosely tighten all the bolts, after which they can be tightened fully one by one.
3. Drill holes in the solid foundation (there are already holes in the retaining walls). Then connect the retaining walls to the substrate using plugs or possibly a chemical anchor.
Note! First loosely tighten all the bolts, after which they can be tightened fully one by one.
4. Then fill the inside of the retaining wall further and finish potential paving.




Models

For a complete overview of all our products and specifications, please visit www.adezz.com.




RETAINING WALL
CORTEN STEEL



RETAINING WALL
ALUMINIUM



RETAINING WALL WITH SEATING EDGE
CORTEN STEEL



RETAINING WALL WITH SEATING EDGE
ALUMINIUM

Options

For a complete overview of all our products and specifications, please visit www.adezz.com.



**SEATING
LENGTHWISE**



**SEATING
IN WIDTH**



Accessories

All our accessories meet the highest standards and are a highly suitable addition to our products. Visit www.adezz.com for a complete overview of our accessories.



RUST ACCELERATOR

CORTEN STEEL


Our corten steel products are delivered un-rusted and the weathering process will take approximately 4-5 months. This process can be accelerated with the BIO rust accelerator available on our website. Always read the descriptions on the packaging carefully before use.



CORTEN VARNISH

CORTEN STEEL

Corten varnish can be applied to the corten steel products to stop the weathering process. Always read the descriptions on the packaging carefully before use.



CLEANER & PROTECTOR

ALUMINIUM

We recommend cleaning our products at least twice a year. For optimal results, use the ADEZZ BIO Cleaner & Protector. Always read the descriptions on the packaging carefully before use.



ADEZZ

DESIGN TO GROW

Spending time outdoors has soared in popularity over the last few years, becoming an increasingly important part of our daily lives. Our brands ADEZZ, FORNO and FURNS offer a diverse range of products guaranteed to enhance the outdoor experience. Our collections create an ambience in which you can enjoy your garden to the fullest.

All brands have their own character, but they are designed to work together, allowing you to create endless combinations. The materials, finishes and styles are repeated across the collections so that they coordinate beautifully. The result? A long-lasting, stylish garden design: from sleek edging to exclusive furniture and from sturdy fireplaces to elegant water tables.

We design and manufacture all our products in-house, ensuring that we can continue to provide the high quality that you have come to expect from us. And we do this at the most competitive price possible. All our products are made in Europe with the utmost care, so we can be sure that they meet our exacting standards.

