



# ADEZZ

DESIGN TO GROW

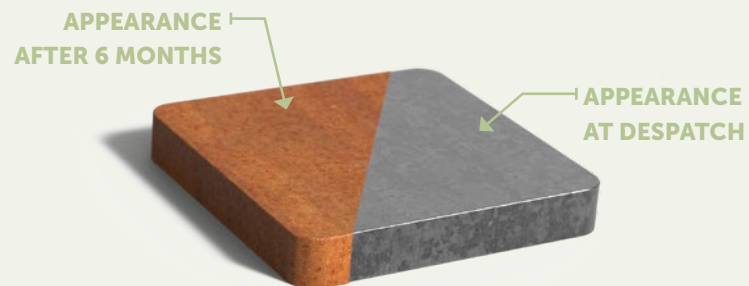
**Planters corten steel**







# Material corten steel



Corten steel is a metal alloy made by adding copper, phosphorus, silicon, nickel and chromium to iron. When exposed to air, the material forms a protective layer of rust. This natural coating prevents further corrosion, extending the planter's life.



**OPTION  
CUSTOM MADE**



**OPTION  
OPEN BOTTOM**



**OPTION  
WATERPROOF**

## SPECIFICATIONS

- 5-year guarantee.
- Corten steel planters are very robust, hard-wearing, weatherproof, low-maintenance and durable.
- The planter has (hidden) feet and drainage holes. This allows it to float a little above the ground and provides optimal drainage.
- The corten steel has a standard thickness of 2 mm.
- The planter can be customised.
- Products are delivered without rust. The corten steel rusting process takes about 4-5 months, depending on weather conditions.
- The rust can be fixed by applying Owatrol. This is a penetrating rust inhibitor that forms a protective anti-rust coating. Owatrol protects the planter and stops the rust on corten steel flaking off.

## KEY POINTS TO NOTE

- Products should be unpacked immediately upon receipt to release any moisture trapped inside the packaging. If the product is left in its packaging, it may develop uneven rust patches.
- Ensure proper drainage.
- Do not use an overflow pipe; no excess water should remain in the corten steel planter. This can cause the metal to corrode due to the interaction of oxygen and soil.
- Do not use hydro pellets: they retain moisture.
- We do not recommend using corten steel within 2 km of a coastline.
- The weathering process may cause rust run-off.
- The guarantee expires if you drill or grind in a way that is not specified.

## Installation

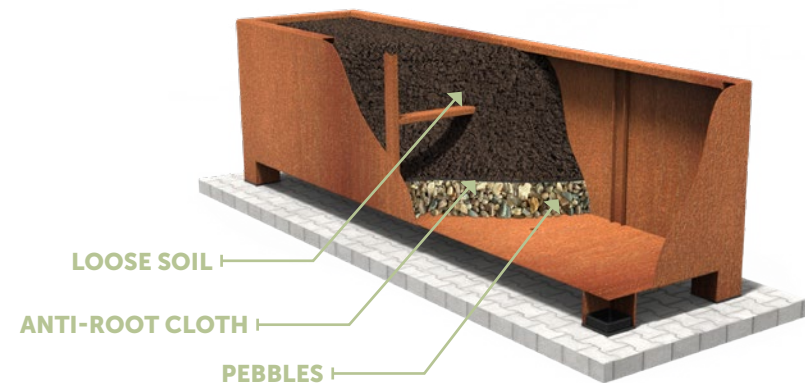
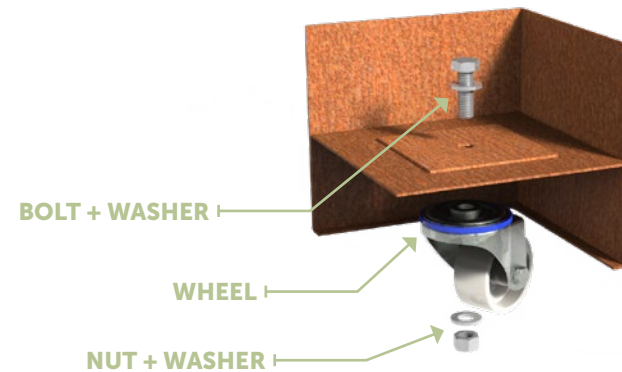
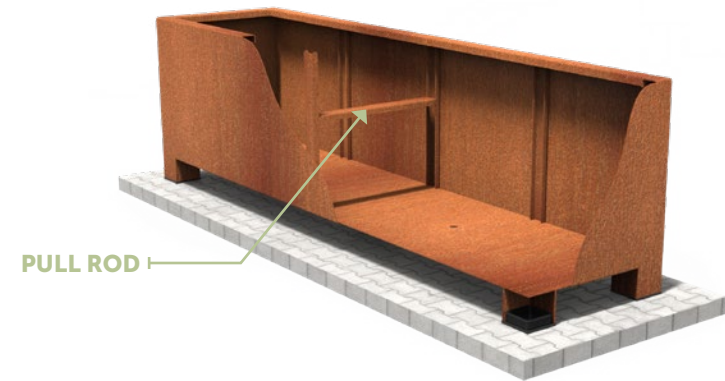
1. Provide a flat, solid surface. If not done carefully, it can create tension in the product which can result in damage to the product.  
**Note!** Never use an overflow pipe with corten steel planters!
2. Pull rod in planters are essential for the construction and dimensional stability of the planter. A pull rod must never be removed!
3. Always provide sufficient breathing space (minimum 1 cm) around the planters to prevent moisture trapping

## Install wheels

1. Wheels are supplied separately with the planter. Assembly is very easy, see image on the right.
2. Insert the bolt with washer on the inside of the planter through the hole in the square plate.
3. Slide the wheels over the bolts and then tighten them with the supplied nuts.

## Planting advice

1. Cover the bottom of the planter with a layer of gravel (approx. 10 cm, Ø35 mm grading).
2. Place a permeable anti-root membrane over the gravel.
3. Cover the membrane with soil suitable for your chosen plants.
4. Do not use an overflow pipe; no water should remain in the corten steel planter.



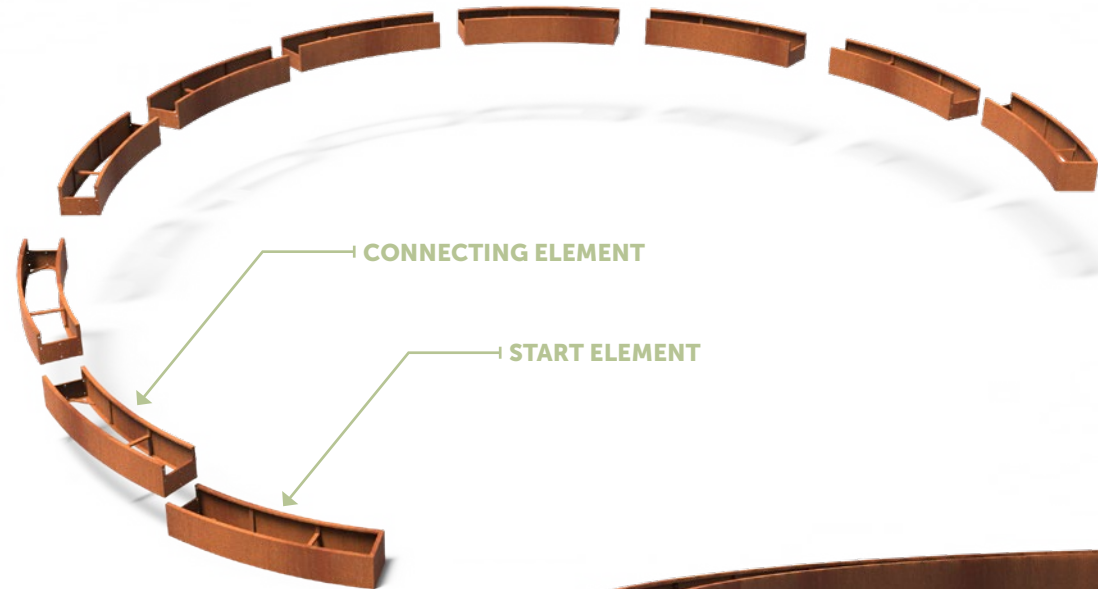
# Infinity system

Thanks to the infinity system, it is possible to create an "infinitely" long planter (delivered in sections). The system can be used for both curved and straight shapes. All supplies for connecting the planters are included.



## BLINDLY CONNECTED

Simple bolt and nut construction makes mounting easy.




# Models


For a complete overview of all our products and specifications, please visit [www.adezz.com](http://www.adezz.com)



**BOCCA**



**BOTAN**




**BOXER**



**DOMUS**



**EXTEND**




**FACET**

# Models

For a complete overview of all our products and specifications, please visit [www.adezz.com](http://www.adezz.com)



TONIC



TOPIC




TUBE



YORK

# Models

For a complete overview of all our products and specifications, please visit [www.adezz.com](http://www.adezz.com)




CARREZ




CIRCUM



CONIC



ELLIPSE



CARREZ  
WITH FEET



CIRCUM  
WITH FEET



CONIC  
WITH FEET



# Accessories

Al onze accessoires voldoen aan de hoogste normen en zijn een uitermate geschikte aanvulling op onze producten. Kijk op [www.adezz.com](http://www.adezz.com) voor een volledig overzicht van onze accessoires.



## RUST ACCELERATOR

Our corten steel products are delivered un-rusted and the weathering process will take approximately 4-5 months. This process can be accelerated with the BIO rust accelerator available on our website. Always read the descriptions on the packaging carefully before use



## CORTEN VARNISH

Corten varnish can be applied to the corten steel products to stop the weathering process. Always read the descriptions on the packaging carefully before use.



## WHEELS

Wheels are an option on many of our products. Check [www.adezz.com](http://www.adezz.com) for the options per product (Total load capacity 450kg).

# ADEZZ

DESIGN TO GROW

Spending time outdoors has soared in popularity over the last few years, becoming an increasingly important part of our daily lives. Our brands ADEZZ, FORNO and FURNS offer a diverse range of products guaranteed to enhance the outdoor experience. Our collections create an ambience in which you can enjoy your garden to the fullest.

All brands have their own character, but they are designed to work together, allowing you to create endless combinations. The materials, finishes and styles are repeated across the collections so that they coordinate beautifully. The result? A long-lasting, stylish garden design: from sleek edging to exclusive furniture and from sturdy fireplaces to elegant water tables.

We design and manufacture all our products in-house, ensuring that we can continue to provide the high quality that you have come to expect from us. And we do this at the most competitive price possible. All our products are made in Europe with the utmost care, so we can be sure that they meet our exacting standards.

